

NSHA



NSHA V Open Breed

Pattern Book

Pattern Book

May 2nd, 2026

Patterns may be amended by Judge and
Show Manager

Nevada State Horseman's Association

May 2nd 2026

All Showmanship (Class #8, #9, #10, #11)



Be ready at cone A.

1. Trot to cone B.

2. Walk to Judge.

3. Set up for inspection.

4. When excused, perform a 180* turn on the haunches and walk to cone B.

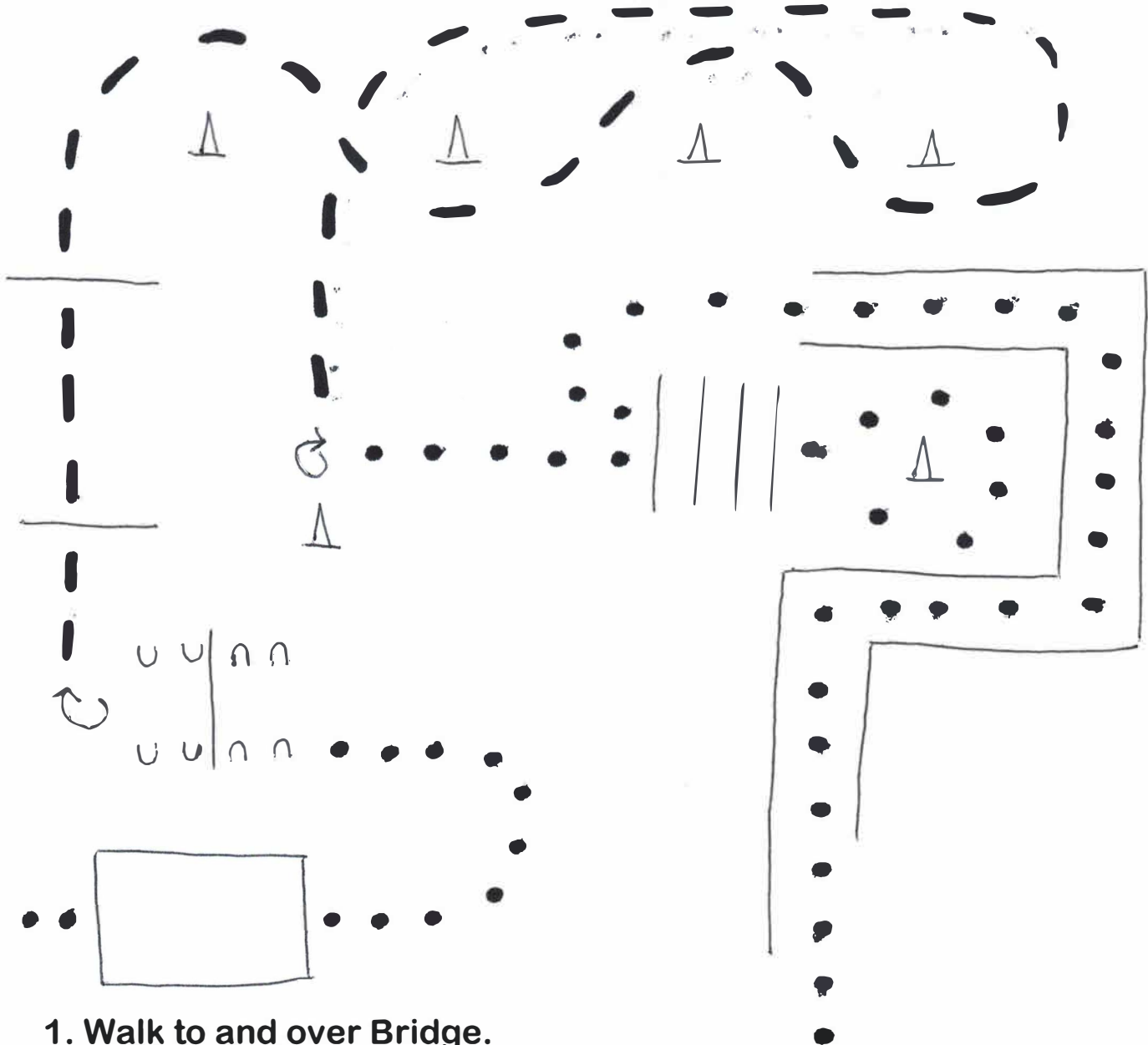
5. Trot to cone A and halt.

6. Back one horse length, follow the instructions of your ring steward.

Nevada State Horseman's Association

May 2nd 2026

ALL W/T Trail & In Hand Trail (Class #12, 13, 34, 35, 36, 68, 69, 70, 71)

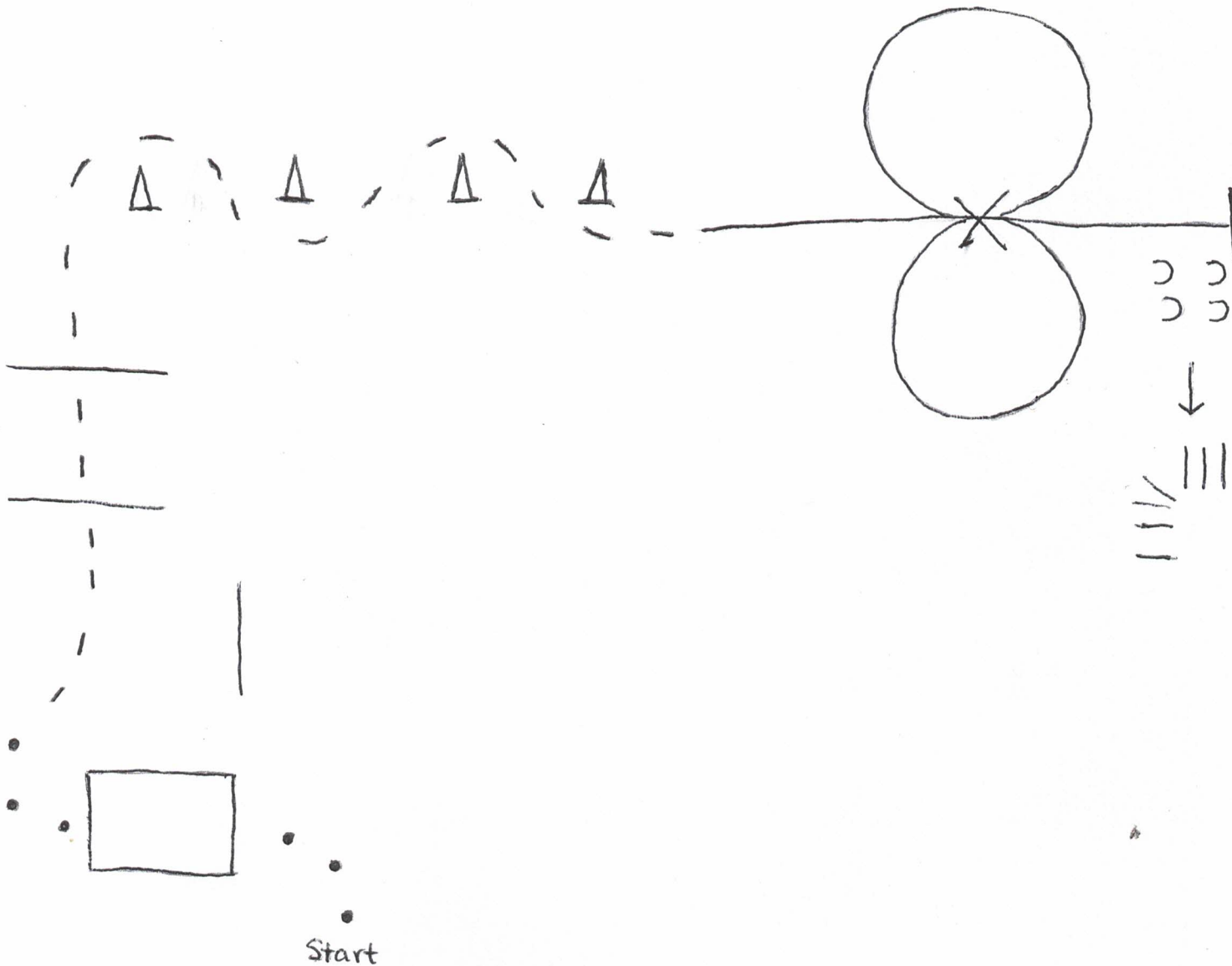


1. Walk to and over Bridge.
2. Walk to gate.
3. Work left hand push gate. (Leadline walk through open gate.)
4. Jog over poles.
5. Jog serpentine. Continue jogging to cone and stop.
6. Perform a 270* turn on the haunches to the right.
7. Walk over poles and around cone (either direction).
8. Walk over poles and through chute to exit.

Nevada State Horseman's Association

May 2nd 2026

Working English Pleasure (Class #33)



Phase 2:

1. Walk over bridge.
2. Trot over poles.
3. Trot through serpentine.

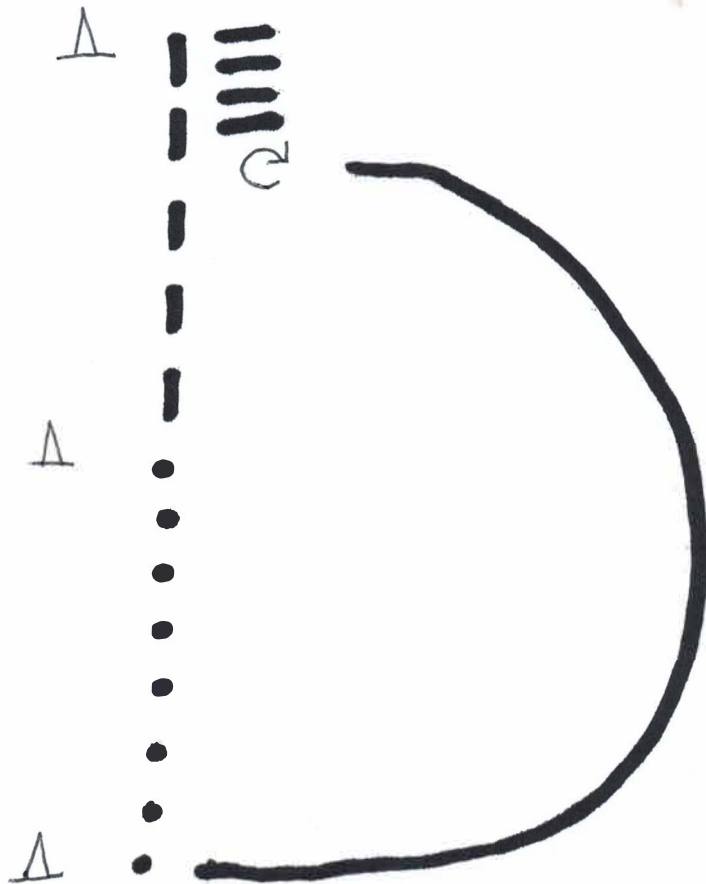
Phase 3:

Canter a figure eight, demonstrating two simple lead changes, perform a smooth collected stop from a hand gallop, sidepass to the right and back an imaginary "L."

Nevada State Horseman's Association

May 2nd 2026

ALL English Equitation (Class #23, #24, #25)



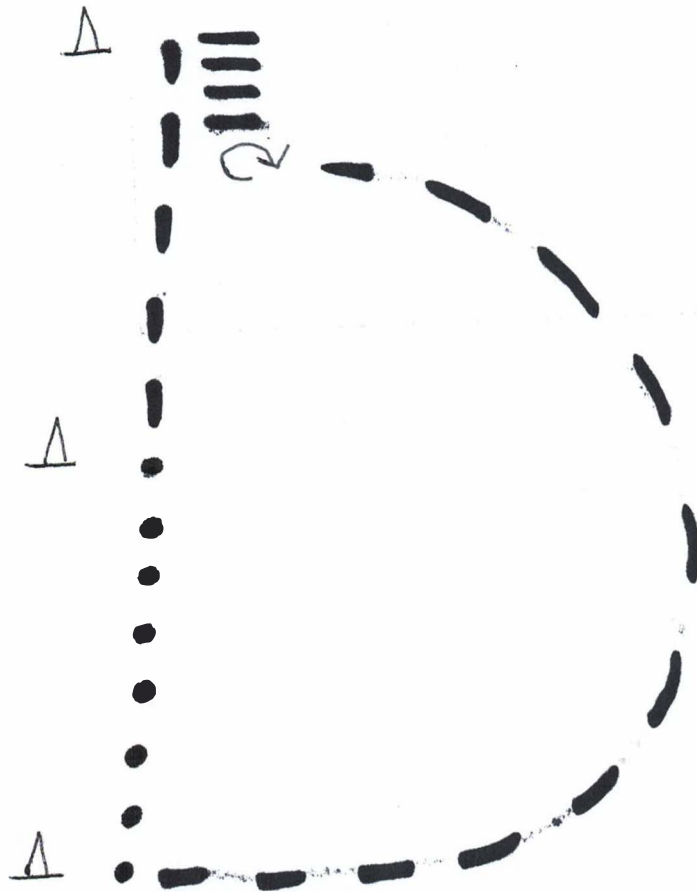
1. Be ready at cone A.
2. Walk to cone B.
3. Posting trot on the right diagonal to cone C.
4. Stop, back one horse length.
5. Perform a 90* turn on the forehand to the right.
6. Canter a half circle on the right lead back to cone A.

Nevada State Horseman's Association

May 2nd 2026

ALL Walk/Trot English Equitation

(Class #26, #27, #28)



1. Be ready at cone A.
2. Walk to cone B.
3. Posting trot on the right diagonal to cone C.
4. Stop, back one horse length.
5. Perform a 90* turn on the forehand to the right.
6. Posting trot on the left diagonal a half circle back to cone A.

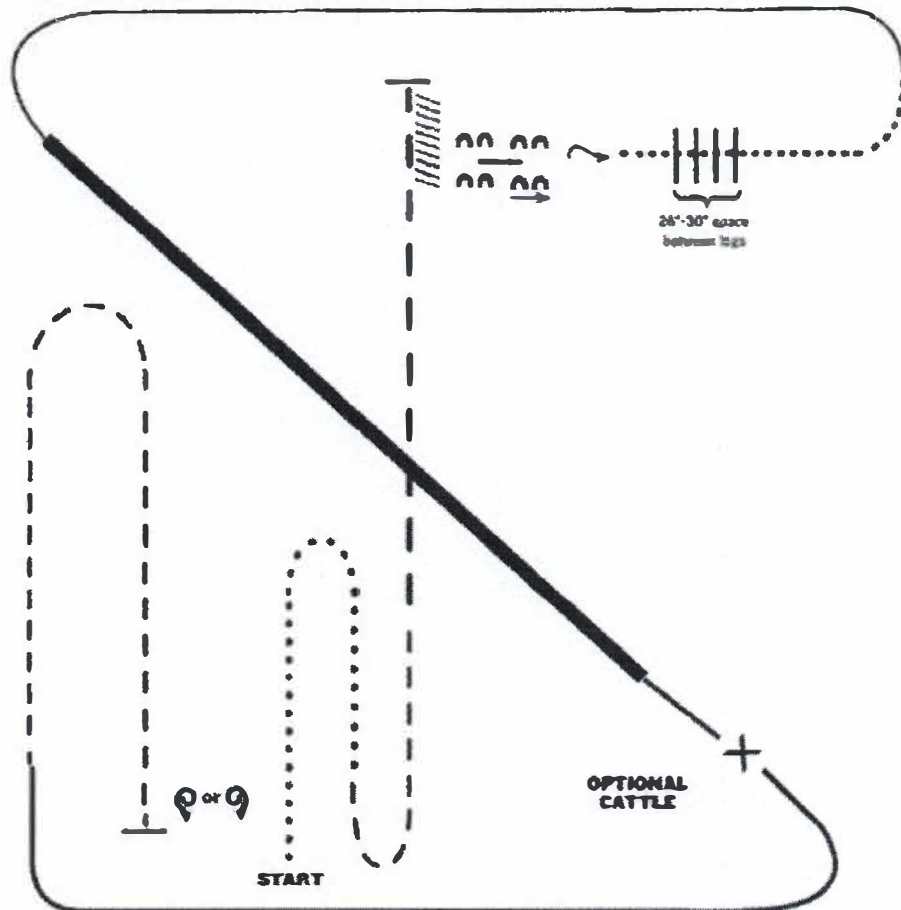
Nevada State Horseman's Association

May 2nd 2026

Ranch Riding Open (Class #41)

www.HorseShowPatterns.com

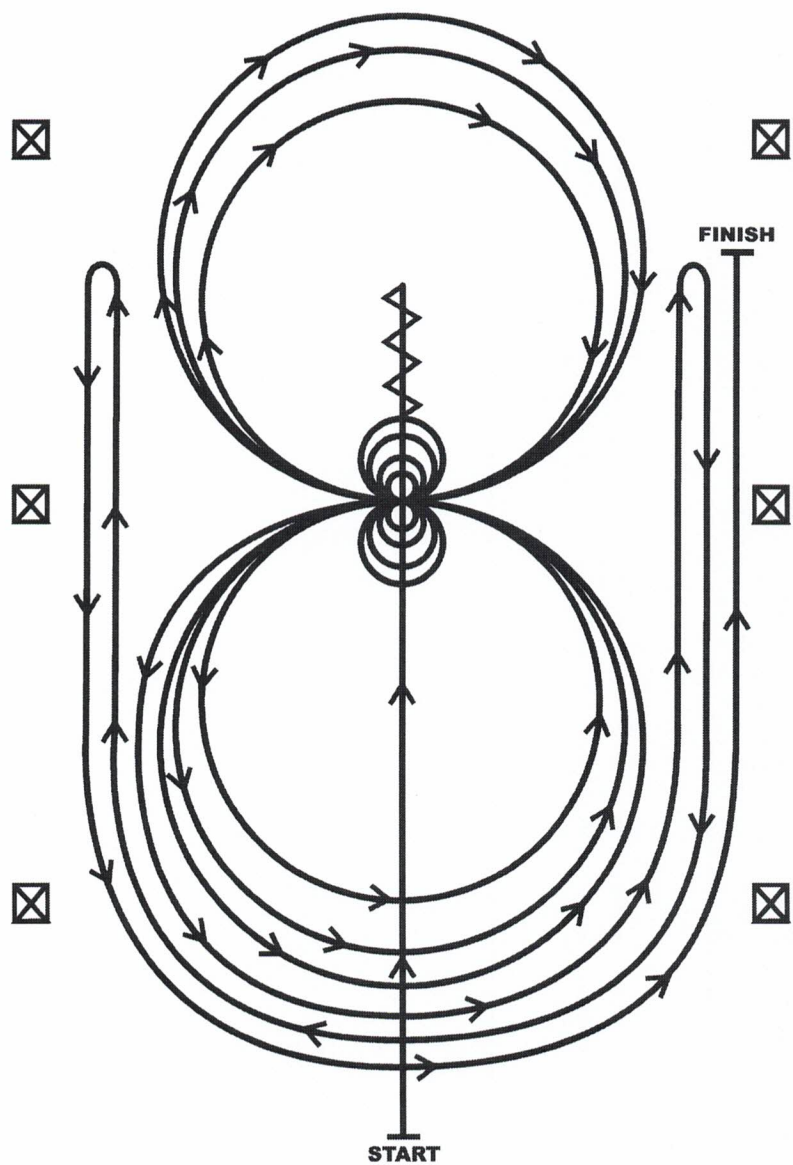
www.HorseShowPatterns.com



1. Walk
2. Trot
3. Extended trot
4. Stop and back
5. Side pass over log right
6. 1/4 turn right, walk over logs
7. Walk
8. Lope left lead
9. Extended lope (left lead)
10. Collect lope, change leads (simple or flying)
11. Lope right lead
12. Trot
13. Stop, one 360 degree turn either direction

Note: The drawn description of this pattern is only intended for the general depiction of the pattern. Exhibitors should utilize the arena space to best exhibit their horses.

REINING PATTERN 12

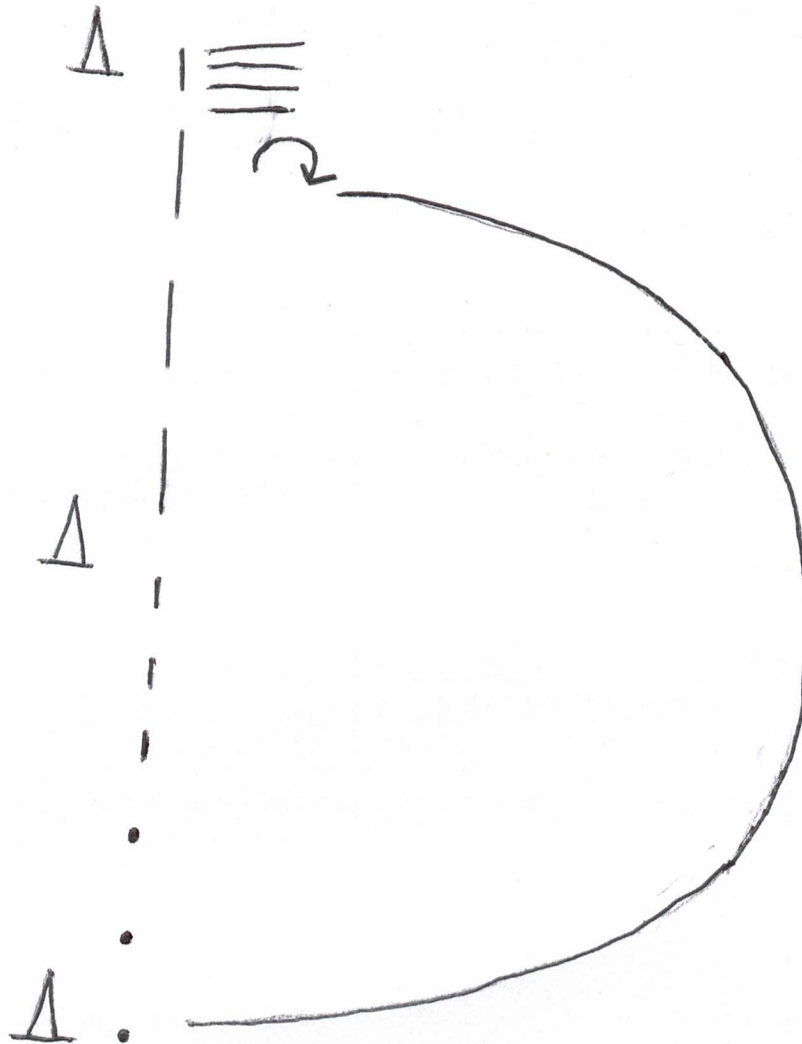


1. Run past the center marker and do a sliding stop. Back up to the center of the arena or at least 10 feet (3 meters). Hesitate.
2. Complete four spins to the right. Hesitate.
3. Complete four and one-quarter spins to the left so that the horse is facing the left wall or fence. Hesitate.
4. Beginning on the left lead, complete three circles to the left: the first two circles large and fast; the third circle small and slow. Change leads at the center of the arena.
5. Complete three circles to the right: the first two circles large and fast; the third circle small and slow. Change leads at the center for the arena.
6. Begin a large circle to the left but do not close this circle. Run up the right side of the arena past the center marker and do a right rollback at least 20 feet (6 meters) from the wall or fence-no hesitation.
7. Continue back around previous circle but do not close this circle. Run up the left side of the arena and past the center marker and do a left rollback at least 20 feet (6 meters) from the wall or fence-no hesitation.
8. Continue back around previous circle but do not close this circle. Run up the right side of the arena past the center marker and do a sliding stop at least 20 feet (6 meters) from the wall or fence. Hesitate to demonstrate completion of pattern.

Nevada State Horseman's Association

May 2nd 2026

Ranch Horsemanship (Class #43)



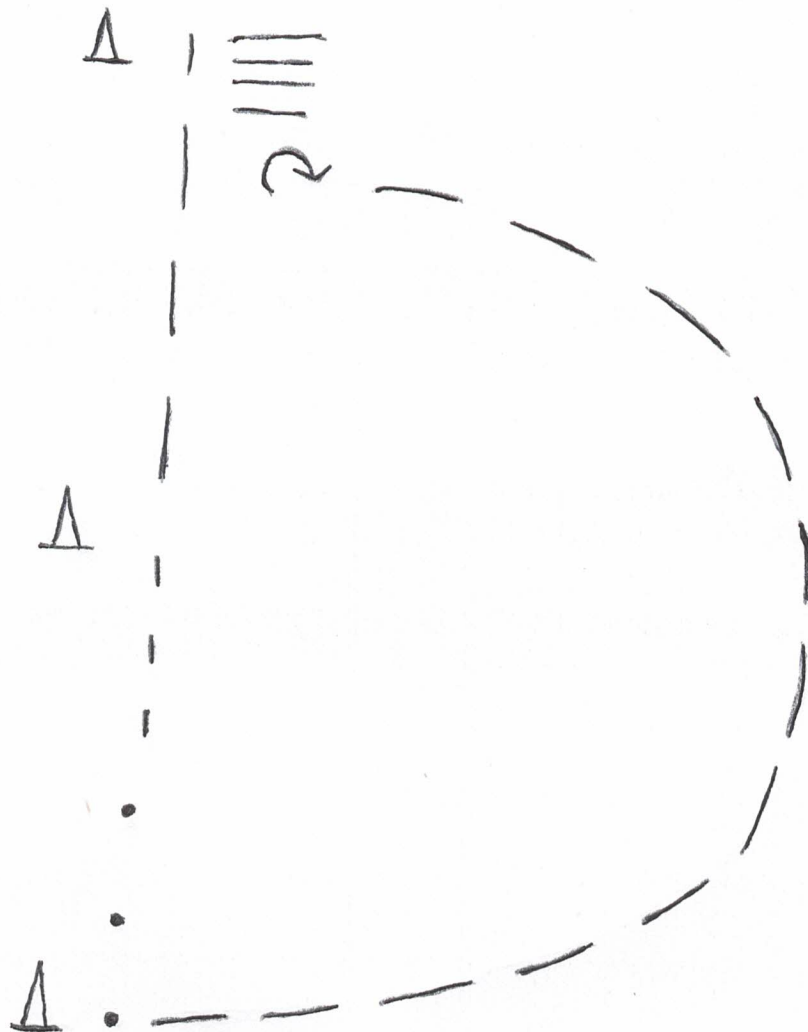
Be ready at cone A.

1. Walk two horse lengths.
2. Jog to cone B.
3. Extended trot to cone C.
4. Halt and back one horse length.
5. Turn 90* to the right, lope on the right lead back to cone A and halt.

Nevada State Horseman's Association

May 2nd 2026

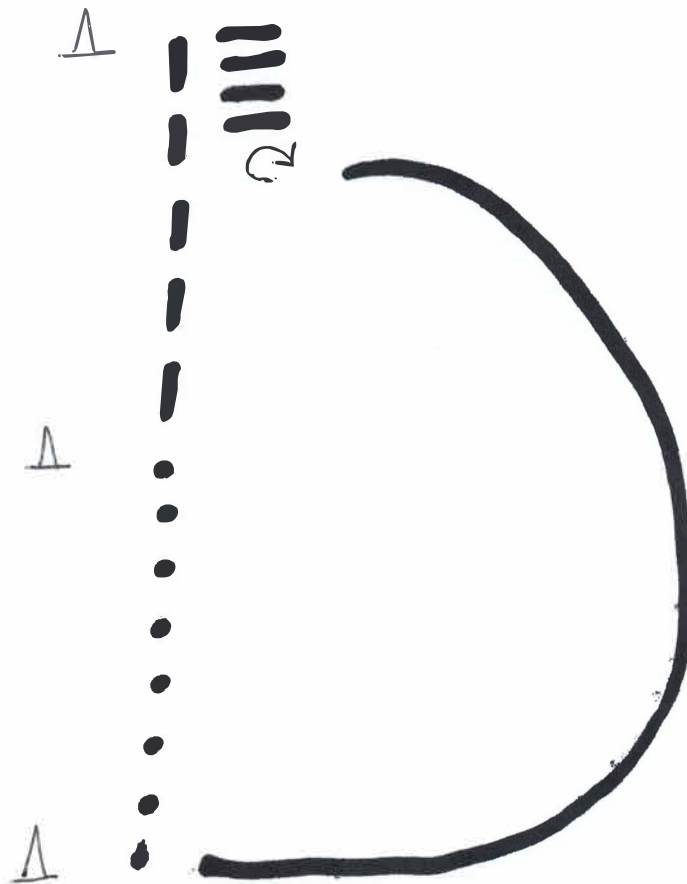
Walk/Trot Ranch Horsemanship (Class #44)



Be ready at cone A.

1. Walk two horse lengths.
2. Jog to cone B.
3. Extended trot to cone C.
4. Halt and back one horse length.
5. Turn 90* to the right, extended trot back to cone A and halt.

Nevada State Horseman's Association
May 2nd 2026
ALL Western Horsemanship (Class #55, #56, #57)



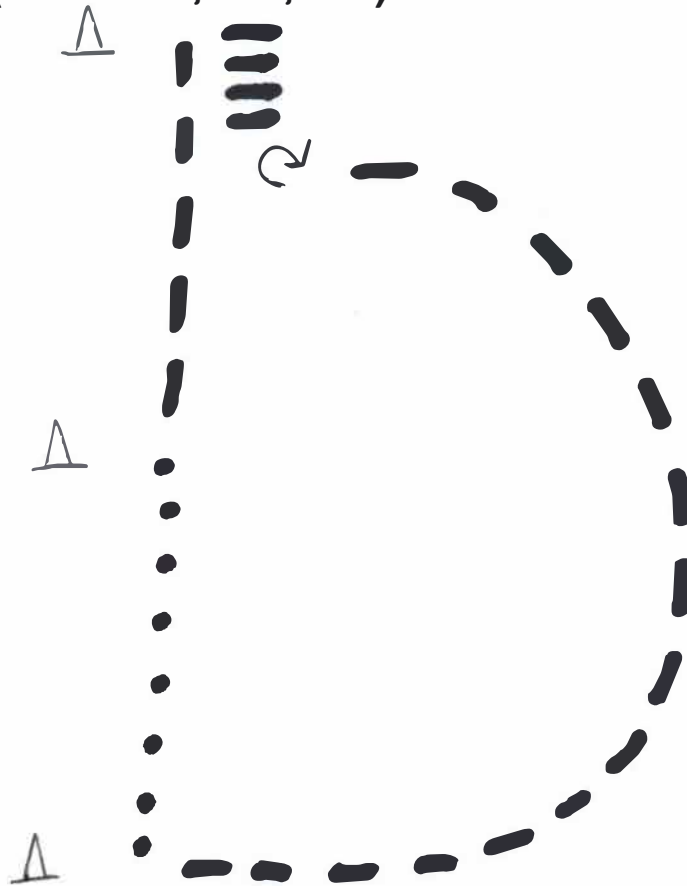
1. Be ready at cone A.
2. Walk to cone B.
3. Jog to cone C.
4. Stop, back one horse length.
5. Perform a 90* turn on the haunches to the right.
6. Lope a half circle on the right lead back to cone A.

Nevada State Horseman's Association

May 2nd 2026

ALL Walk/Trot Western Horsemanship

(Class #58, #59, #60)

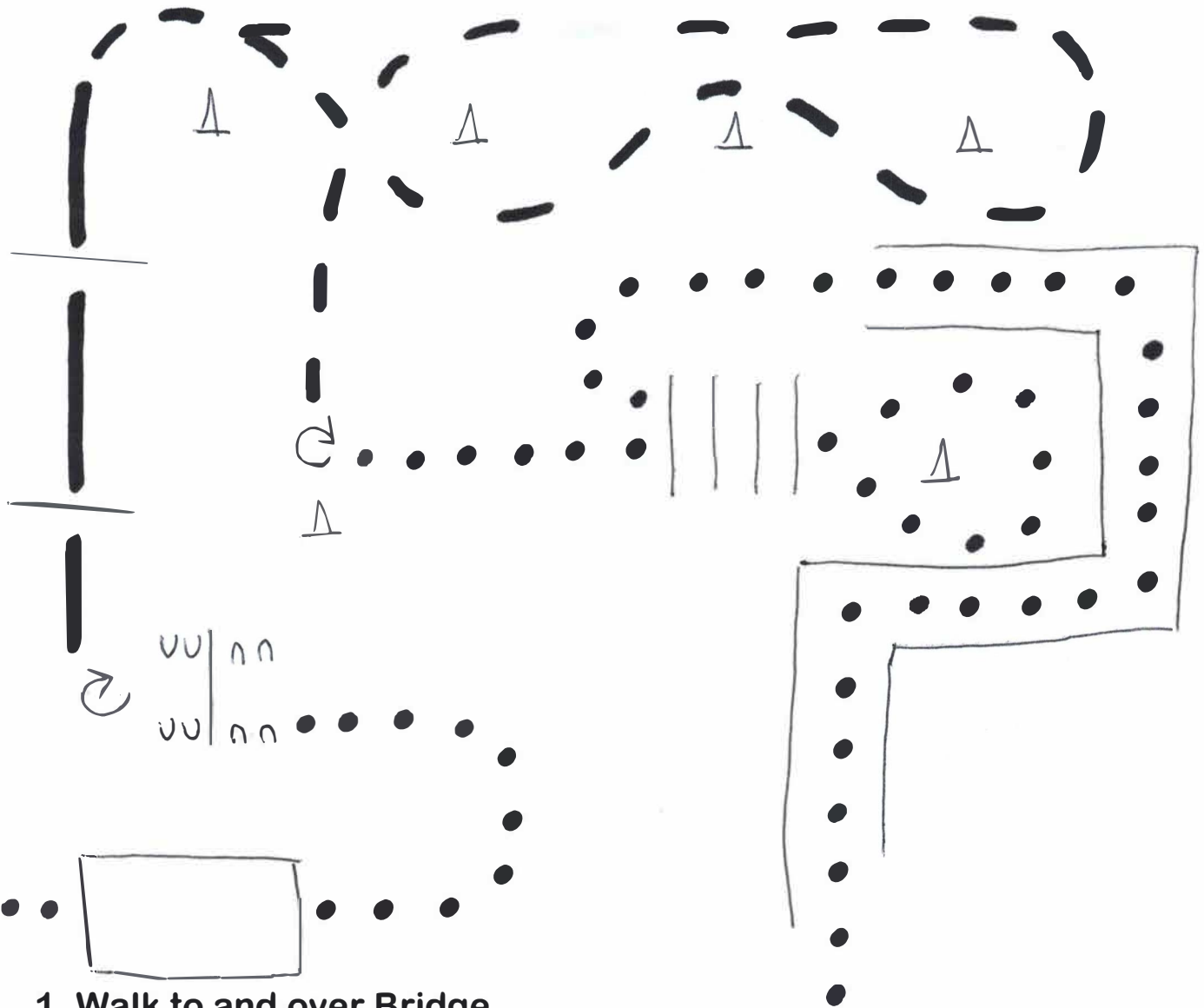


1. Be ready at cone A.
2. Walk to cone B.
3. Jog to cone C.
4. Stop, back one horse length.
5. Perform a 90* turn on the haunches to the right.
6. Jog a half circle back to cone A.

Nevada State Horseman's Association

May 2nd 2026

ALL Trail (Class #29, #30, #31, #32, #61, #62, #63, #64)

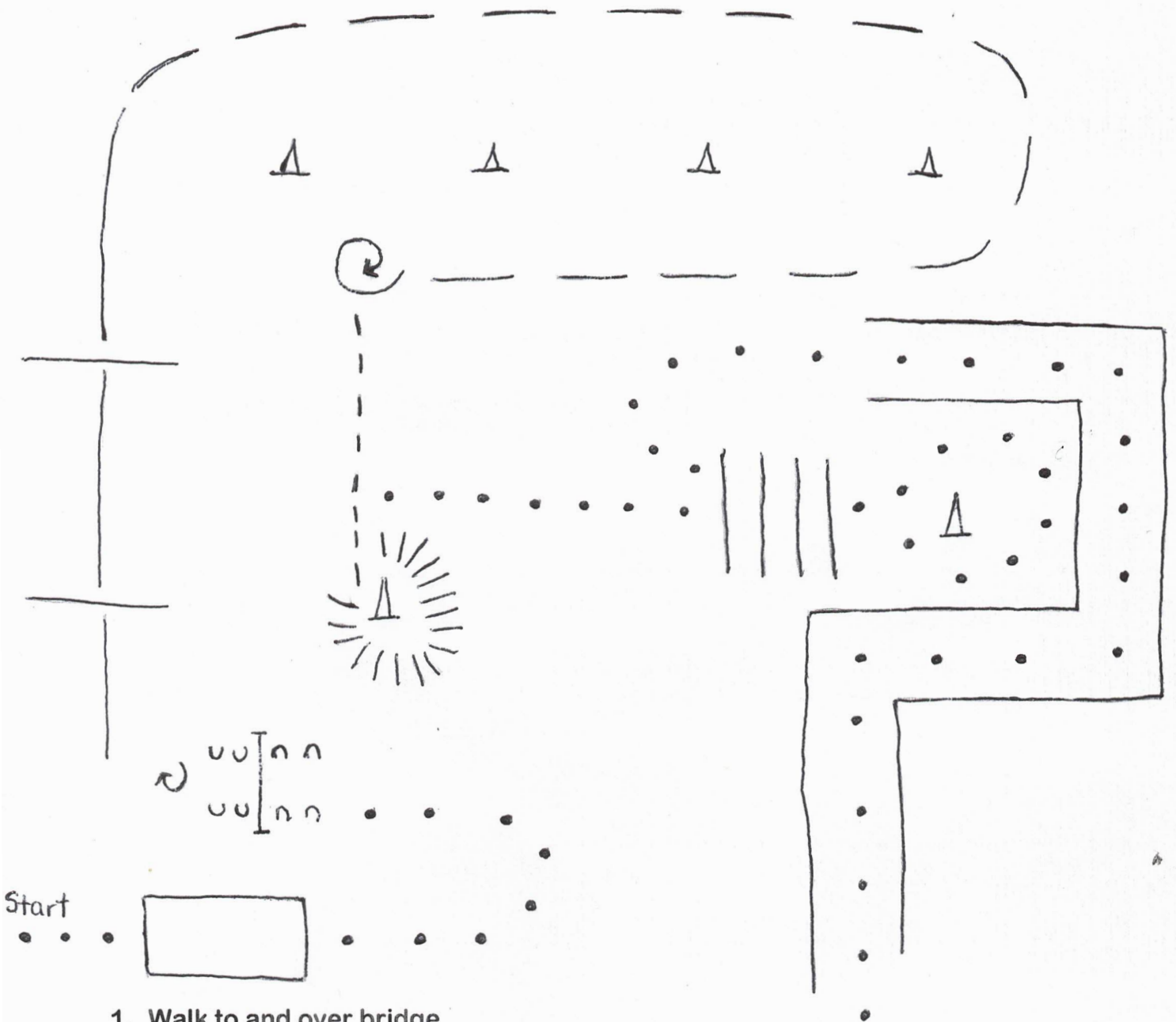


1. Walk to and over Bridge.
2. Walk to gate.
3. Work left hand push gate.
4. Lope right lead over poles.
5. Jog serpentine. Continue jogging to cone and stop.
6. Perform a 270* turn on the haunches to the right.
7. Walk over poles and around cone (either direction).
8. Walk over poles and through chute to exit.

Nevada State Horseman's Association

May 2nd 2026

Ranch Trail (Class #65)

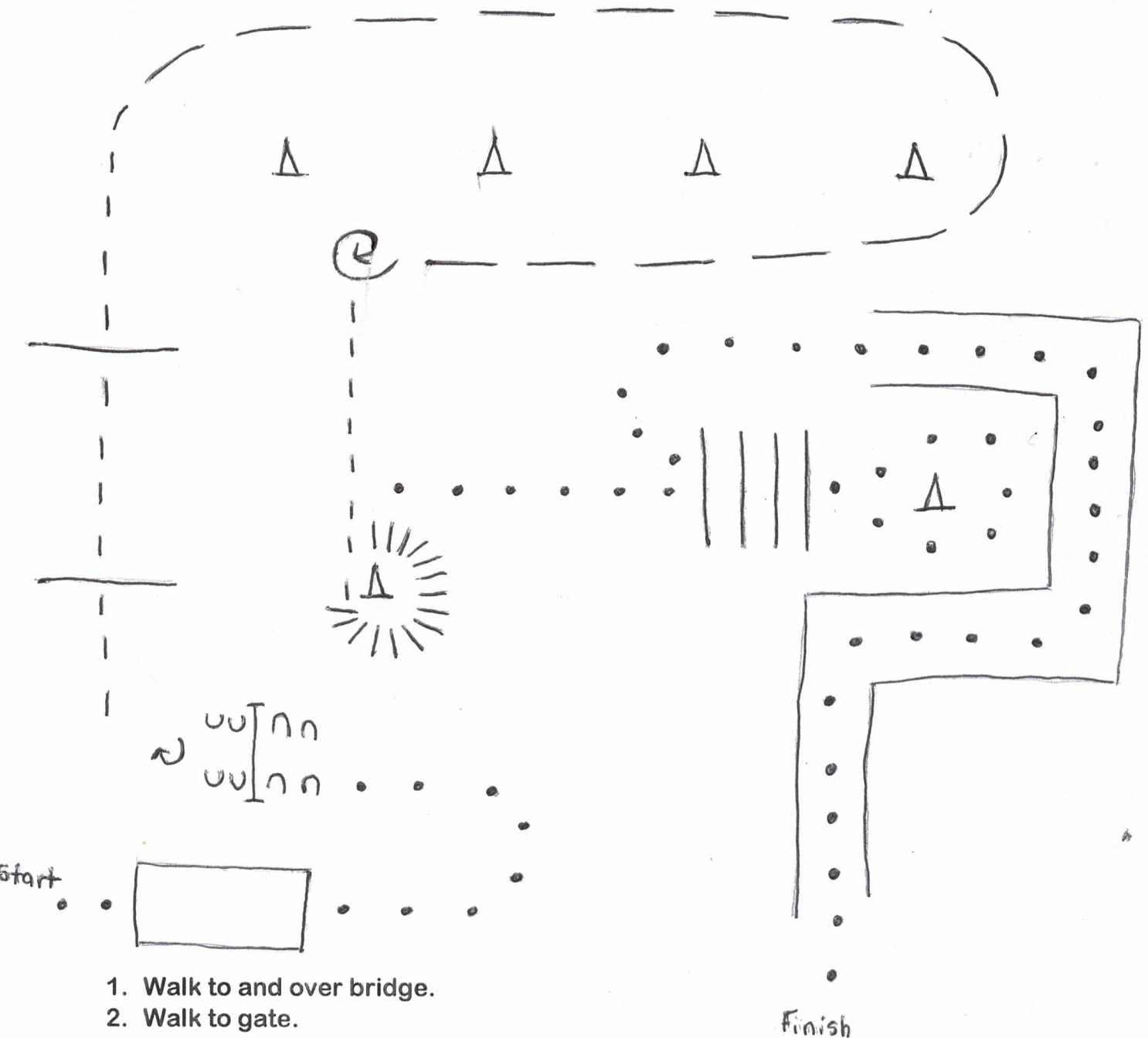


1. Walk to and over bridge.
2. Walk to gate.
3. Work left hand push gate.
4. Lope right lead over poles.
5. Extended trot around cones.
6. Halt. Perform 1 & 1/2 turn to the right.
7. Jog to cone.
8. Back a circle around the cone.
9. Walk to and over the poles. Continue walking around the cone.
10. Walk over poles and through chute to exit.

Nevada State Horseman's Association

May 2nd 2026

W/T Ranch Trail (Class #66)

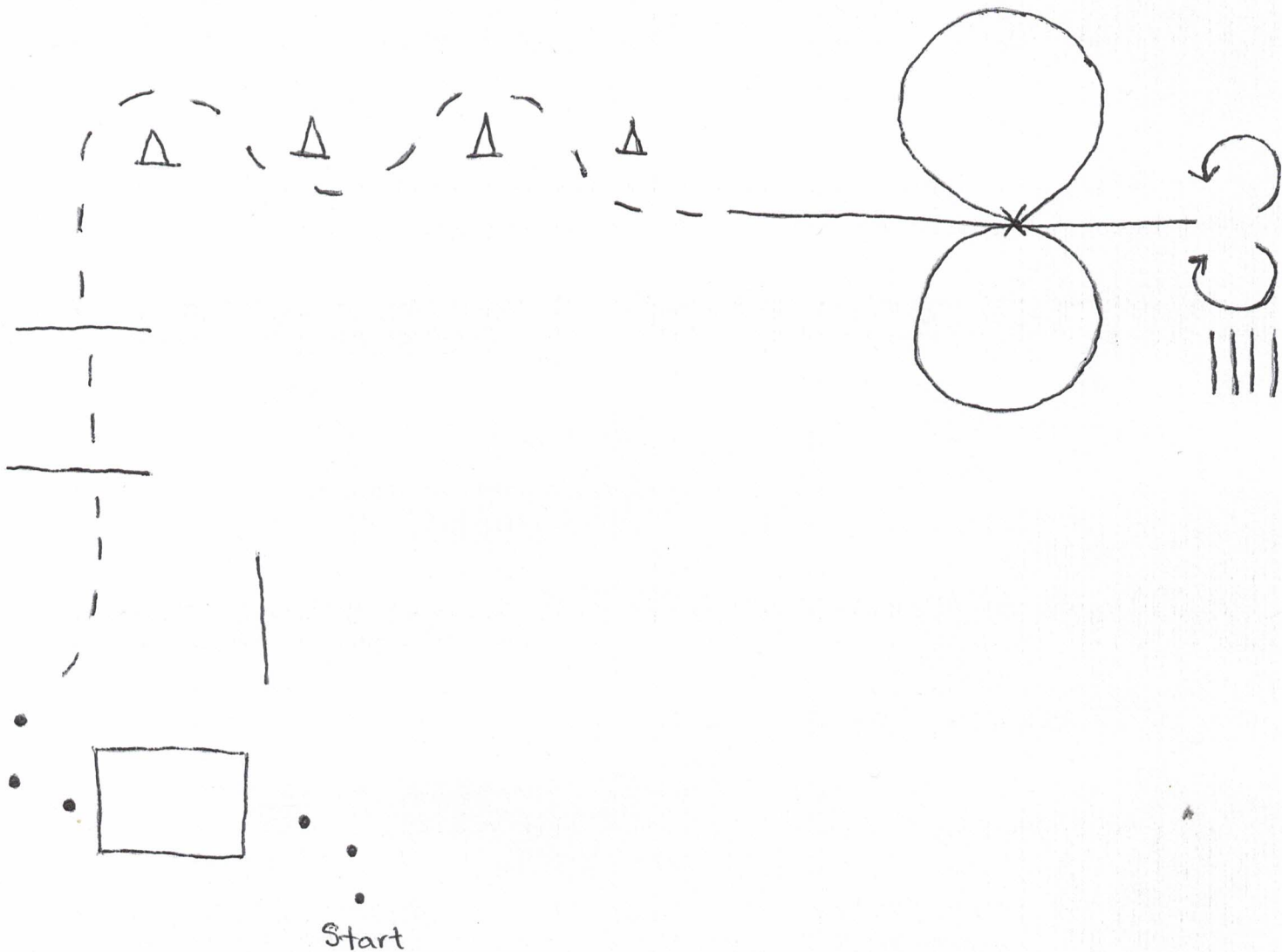


1. Walk to and over bridge.
2. Walk to gate.
3. Work left hand push gate.
4. Jog over poles.
5. Extended trot around cones.
6. Halt. Perform 1 & ½ turn to the right.
7. Jog to cone.
8. Back a circle around the cone.
9. Walk to and over the poles. Continue walking around the cone.
10. Walk over poles and through chute to exit.

Nevada State Horseman's Association

May 2nd 2026

Working Western Pleasure (Class #67)



Phase 2:

1. Walk over bridge.
2. Trot over poles.
3. Trot through serpentine.

Phase 3:

Lope a figure eight, demonstrating two lead changes, perform a smooth collected stop from an extended lope, perform a 180* both directions and back.

Nevada State Horseman's Association

May 2nd 2026

ALL Trail

